



Reactor[®] E-30i and E-XP2i

Integrated Proportioning System



PROVEN QUALITY. LEADING TECHNOLOGY.

A True Graco Engineered Solution

Ready for the jobsite or spray rig – right out of the box

A complete system for polyurethane foam or polyurea applications, the integrated series of Reactor proportioning systems combines an electric Reactor and a diesel generator into one package. Complete turnkey models are also available with an integrated air compressor.

Look what the integrated system can do for you:

- **Saves diesel fuel costs** –
on average of \$7,000 annually*
- **Improves productivity** –
with advanced, easy to use controls
- **Eliminates guesswork** –
the system is totally engineered and tested by Graco
- **Eliminates costly power issues** –
associated with shore power and low cost generators
- **Start spraying sooner** –
with improved heating capacity
- **Improves spray performance** –
with consistent pressure at the gun
- **Saves time** –
it's easy to install into a spray rig since it's
prewired with components already selected and installed
- **Reduces fuel costs even more** –
compact, portable design fits into a smaller trailer
and a smaller trailer means a smaller truck



Smaller generator saves fuel costs

The integrated series of Reactor Proportioning Systems uses the heat from the diesel engine to heat the A and B materials. Depending on the model, this eliminates or significantly reduces the need for electrical heaters – reducing your fuel costs. Here's how:

- The system pulls heat from the engine to heat the A and B materials
- Since there are no heaters (or only small heaters) on the proportioner, this reduces the electrical demands of the generator, allowing a smaller generator to be used
- The system's smaller 20 kw generator uses less fuel than a standard 30 or 40 kw generator
- You benefit from an annual fuel savings on average of \$7,000*

* By replacing a standard 40 kw generator with a 20 kw generator, the system's fuel needs are greatly reduced. Savings are an estimate only. Actual savings may vary.

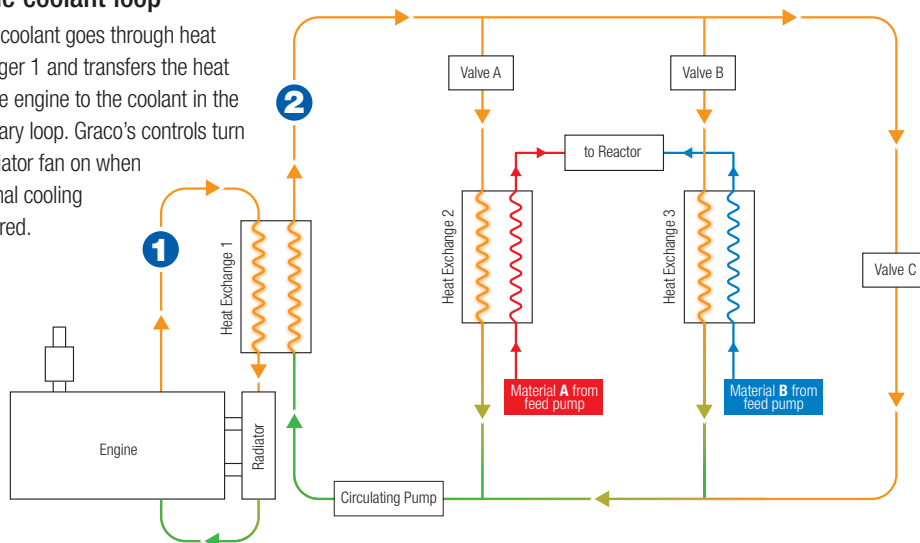
Technology Delivers Fuel Savings

Innovative design re-purposes wasted heat and saves energy

Graco's patent pending dual coolant loop design ensures that the A and B materials are isolated from the engine coolant. This unique design also provides constant, steady temperature control for superior heating performance.

1 Engine coolant loop

Engine coolant goes through heat exchanger 1 and transfers the heat from the engine to the coolant in the secondary loop. Graco's controls turn the radiator fan on when additional cooling is required.



2 Secondary coolant loop – Coolant in the secondary loop continually circulates when valve C is open, maintaining a consistent temperature. When material heating is required, valve C closes, and valves A and B open. This allows the coolant in the secondary loop to go through heat exchangers 2 and 3, thereby transferring the heat to the A and B materials.

Did you know...

Fast material heating gets you up and running quicker

With just one pass through the heat exchanger, materials can be heated to a Delta T (change in temperature) of 100°F (38°C) (140°F on units with heaters). That's 25% greater than a standard Reactor model. Because of this better Delta T performance, you don't have to wait as long for materials to preheat.



Advanced control technology

Tracks project information

- Advanced Display module (ADM) tracks, monitors and saves project information
- Data can be downloaded onto a USB drive for further analysis

Easy to view data display

- Drum fluid levels – let you know if you are running low on material
- System events such as startup and shutdown times
- Daily chemical output

Stores material settings to get you up and running faster

- Saves key setup data such as temperatures and pressure set points for up to 24 chemical recipes

Reduces downtime with on-screen troubleshooting advice

- Error messages explain the problem and provide common causes

Flexible system settings

- If chemicals are low, or if pressure imbalance occurs, you can program the system to shut down automatically

Advanced Technologies Save Time and Energy

Integrated Air Control Panel

- Controls A and B feed pumps, agitator and gun
- One air line connection means less plumbing, less hoses and less assembly time

Gen Set Controls

- Integrated controls allow for convenient and easy start up
- Engine monitoring functionality

Motor Control

- Consistent pressure at the gun for improved spray performance
- Low-pulse design reduces pump change-over fluctuation

Heat Recovery System

- Recovers heat from the engine coolant and transfers it to the A and B materials

Troubleshooting Y-Strainer

- Easy to access
- Analog temperature and pressure gauges are standard

Battery

- Battery not included

Booster Heat

- 4000 watt heater (included on high-heat systems only)

Advanced Controls

- Stores up to 24 material recipes
 - On screen troubleshooting
 - USB downloadable job data
 - User settable pressure imbalance and low chemical shutdown

Compact Design

- Lightweight design lets you use a smaller trailer and truck, saving you fuel costs
- Built-in pallet for easy transport
- 4 ft (1.2 m) wide by 5 ft (1.5 m) deep





****Integrated Air Compressor***

- Champion® 5 HP Compressor
- Continuous run air compressor with built-in head unloader
- Automatic tank drain – prevents moisture accumulation

**Standard on some models*

****Three-Stage Air Dryer***

- Provides dry air to your equipment using a three-stage process; air filter, coalescer and desiccant

**Standard on compressor-equipped models*

Distribution Panel


- Easy to service electrical controls and breakers
- Pre-wired auxiliary breakers provided for compressor and other auxiliary equipment

Fuel Tank

- 22-gal (83 liter) capacity
- Can be remote mounted

Gen Set

- 29 HP Perkins® engine
- 22 kW Mecc Alte® alternator
- Smaller engine reduces fuel consumption



Technical Specifications and Ordering Information



		NO COMPRESSOR			WITH COMPRESSOR		
Model		E-30i	E-30i <i>with heat</i>	E-XP2i <i>with heat</i>	E-30i	E-30i <i>with heat</i>	E-XP2i <i>with heat</i>
Max Working Pressure		2000 psi (138 bar, 13.8 MPa)	2000 psi (138 bar, 13.8 MPa)	3500 psi (240 bar, 24.0 MPa)	2000 psi (138 bar, 13.8 MPa)	2000 psi (138 bar, 13.8 MPa)	3500 psi (240 bar, 24.0 MPa)
Max Hose Length		310 ft (94 m)	310 ft (94 m)	310 ft (94 m)	310 ft (94 m)	310 ft (94 m)	310 ft (94 m)
Max Fluid Temperature		140°F (60°C)	180°F (82°C)	180°F (82°C)	140°F (60°C)	180°F (82°C)	180°F (82°C)
Max Output		30 lb (13.6kg)/min	30 lb (13.6kg)/min	2 gpm (7.6 lpm)	30 lb (13.6kg)/min	30 lb (13.6kg)/min	2 gpm (7.6 lpm)
Weight		1750 lb (794 kg)	1800 lb (816 kg)	1800 lb (816 kg)	2250 lb (1021 kg)	2300 lb (1043 kg)	2300 lb (1043 kg)
Heater Wattage		NA	4000 W	4000 W	NA	4000 W	4000 W
Auxiliary Power Available		50 amps @ 240V, breakers provided total 90 amps	32 amps @ 240V, breakers provided total 60 amps	32 amps @ 240V, breakers provided total 60 amps	30 amps @ 240V, breakers provided total 60 amps	12 amps @ 240V, breakers provided total 30 amps	12 amps @ 240V, breakers provided total 30 amps
Auxiliary Power		120V or 240V, 1-ph			120V or 240V, 1-ph		
Compressor		NA	NA	NA	Champion 5 HP, 240V, 1-ph, 60 HZ, 21 cfm		
Air Tank		NA	NA	NA	12-gal tank, pneumatic operated tank drain		
Air Dryer		NA	NA	NA	Three-Stage air dryer		
Engine		Perkins 404-22G, 2.2 L, 29 HP			Perkins 404-22G, 2.2 L, 29 HP		
Generator		Mecc Alte 22 kW, 240V, 1-ph, 60 Hz, pancake style			Mecc Alte 22 kW, 240V, 1-ph, 60 Hz, pancake style		
Ordering Information:							
Base Machine		259079	259080	259081	259089	259090	259091
Gun Options <i>(no Remote Display) *</i>	Fusion® AP Pkg	AP9079	AP9080	AP9081	AP9089	AP9090	AP9091
	Fusion CS Pkg	CS9079	CS9080	CS9081	CS9089	CS9090	CS9091
	P2 Pkg	P29079	P29080	P29081	P29089	P29090	P29091
Gun Options <i>(with Remote Display) **</i>	Fusion AP Pkg	AP9179	AP9180	AP9181	AP9189	AP9190	AP9191
	Fusion CS Pkg	CS9179	CS9180	CS9181	CS9189	CS9190	CS9191
	P2 Pkg	P29179	P29180	P29181	P29189	P29190	P29191
Operation Manual		3A1705	3A1705	3A1705	3A1705	3A1705	3A1705
Repair Manual		3A1706	3A1706	3A1706	3A1706	3A1706	3A1706

*Packages include spray hose, whip hose and gun

**Packages with Remote Display also include kit part number 24K338


Accessories

Hoses and Hose Accessories

24K240	3/8 in x 50 ft (9.5 mm x 15 m) Hose, 2000 psi (138 bar, 13.8 MPa) with RTD and Scuffguard
24K241	3/8 in x 50 ft (9.5 mm x 15 m) Hose, 3500 psi (240 bar, 24.0 MPa) with RTD and Scuffguard
24K394	3/8 in x 50 ft (9.5 mm x 15 m) Hose, 2000 psi (138 bar, 13.8 MPa) with RTD, *CAN Cable and Scuffguard
24K395	3/8 in x 50 ft (9.5 mm x 15 m) Hose, 3500 psi (240 bar, 24.0 MPa) with RTD, *CAN Cable and Scuffguard
246050	1/4 in x 10 ft (6.3 mm x 3 m) Whip Hose, 2000 psi (138 bar, 13.8 MPa)
246055	1/4 in x 10 ft (6.3 mm x 3 m) Whip Hose, 3500 psi (240 bar, 24.0 MPa)
125379	50 ft (15 m) *CAN Cable
124003	15 ft (5 m) *CAN Cable
24K207	Fluid Temperature Sensor with RTD

*CAN Cable and hoses with CAN Cable are for use with optional Remote Display Kit

Compressor and Compressor Accessories



Complete Air Compressor Kit

24K335

Includes rack, compressor, tank and air dryer. (Some assembly required).



Air Compressor (without tank)

125970

Champion BR-5 base mount, 5 HP, 240V, 1-ph, 60 HZ, belt guard aftercooler, pilot valve unloader.



Air Compressor with Tank

24M490

Champion HR5-3, 5 HP, 240V, 1-ph, 60 HZ, 30-gal, pilot valve unloader, auto tank drain.



Compressor Rack Kit (frame only)

24M258

Designed for Champion BR-5 or Quincy PLT5-5B Compressors. (Some assembly required).

Additional Kits and Accessories



Hose Rack Kit

24K336

Supports 310 feet (94 m) of heated hose. (Some assembly required).



Air Dryer Kit

24M178

Three-stage air dryer: air filter, coalescer and desiccant housing.



Remote Display Kit

24K338 The convenience of having your controls at the spray site.

With a Remote Display, your sprayer/operator can:

- Adjust temperatures and pressures
- Turn heat zones and motor off and on
- View and clear alarms and warnings
- Place pump in park mode
- View drum level indicator
- Communicate with ADM at the proportioner

System packages that include the Remote Display are available. See pg. 6

15V551	ADM Protective Covers, 10 pack
15M483	Remote Display Protective Covers, 10 pack
24K334	Feed Pump Shut Down Kit
24K333	Fuel Tank/Battery Move Kit
24K337	Light Tower Kit
24L911	System Roller Kit, used to support pallet when rolling into position
24M125	Air Tank Kit, 12-gal air tank with fittings
24M174	Drum Level Dip Sticks, for standard 55-gal drums



ABOUT GRACO

PROVEN QUALITY. LEADING TECHNOLOGY.

Founded in 1926, Graco is a world leader in fluid handling systems and components. Graco products move, measure, control, dispense and apply a wide range of fluids and viscous materials used in vehicle lubrication, commercial and industrial settings.

The company's success is based on its unwavering commitment to technical excellence, world-class manufacturing and unparalleled customer service. Working closely with qualified distributors, Graco offers systems, products and technology that set the quality standard in a wide range of fluid handling solutions. Graco provides equipment for spray finishing, protective coating, paint circulation, lubrication, and dispensing sealants and adhesives, along with power application equipment for the contractor industry. Graco's ongoing investment in fluid management and control will continue to provide innovative solutions to a diverse global market.

GRACO LOCATIONS

MAILING ADDRESS

P.O. Box 1441
Minneapolis, MN 55440-1441
Tel: 612-623-6000
Fax: 612-623-6777

AMERICAS

MINNESOTA

Worldwide Headquarters
Graco Inc.
88-11th Avenue N.E.
Minneapolis, MN 55413

EUROPE

BELGIUM

European Headquarters
Graco N.V.
Industrieterrein-Oude Bunders
Slakweidestraat 31
3630 Maasmechelen,
Belgium
Tel: 32 89 770 700
Fax: 32 89 770 777

ASIA PACIFIC

AUSTRALIA

Graco Australia Pty Ltd.
Suite 17, 2 Enterprise Drive
Bundoora, Victoria 3083
Australia
Tel: 61 3 9468 8500
Fax: 61 3 9468 8599

CHINA

Graco Hong Kong Ltd.
Shanghai Representative Office
Building 7
1029 Zhongshan Road South
Huangpu District
Shanghai 200011
The People's Republic of China
Tel: 86 21 649 50088
Fax: 86 21 649 50077

INDIA

Graco Hong Kong Ltd.
India Liaison Office
Room 443, Augusta Point
Regus Business Centre 53
Golf Course Road
Gurgaon, Haryana
India 122001
Tel: 91 124 435 4208
Fax: 91 124 435 4001

JAPAN

Graco K.K.
1-27-12 Hayabuchi
Tsuzuki-ku
Yokohama City, Japan 2240025
Tel: 81 45 593 7300
Fax: 81 45 593 7301

KOREA

Graco Korea Inc.
Shinhan Bank Building
4th Floor #1599
Gwanyang-Dong, Dongan-Ku,
Anyang-si, Korea 431-060
Tel: 82 31 476 9400
Fax: 82 31 476 9801

SALES/ DISTRIBUTION/ SERVICE

Call today for product information or to request a demonstration.

877-84GRACO (1-877-844-7226) or visit us at www.graco.com.

Graco Inc. is registered to I.S. EN ISO 9001

North America
Customer Service
800-328-0211
Fax 877-340-6427